

# Unison Songs for Bands

This book has multiple uses:

- ◆ It can be used as a supplementary book to any band method.
- ◆ It can be used as a beginning band method. No fingering charts or fingerings are included, as these are intended to be provided by the teacher.
- ◆ It can be used by intermediate players to learn to play in additional keys.
- ◆ It can be used by experienced instrumentalists learning another instrument.
- ◆ It can be used by persons of any age who played in the past but need a refresher course to play again.

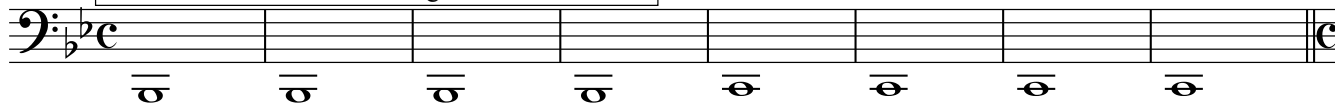
The songs in this book are “public domain” which means the copyright on them has expired, so they can be used and copied without any permission or payment needed. This book can also be copied as desired without any permission or payment. Some of the songs are “hymn tunes” and we have listed them by the “tune name” rather than by the first line of the lyrics usually sung to those tunes, as the lyrics vary from one organization to another. Other songs are folk songs, mostly from the nineteenth century or by nineteenth century or earlier composers.

The songs are arranged in an order that gives an orderly progression of skill development. For the drum book the basic drum rudiments are included for slow practice.

# Unison Songs for Bands

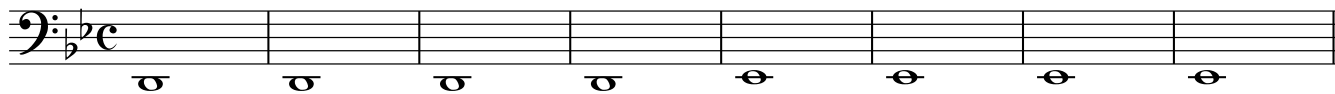
Learn each song before going on to the next one. If you can play it correctly five times in a row you have learned it.

1 These are whole notes. We give them four beats.



9

2 We want to work on alternating the sticks so that the two hands sound the same.



17

3




25

4 These are half notes. We give them two beats.



32

5 These are quarter notes. We give them one beat.



38



43




48

6




54

7 "Mary Had a Little Lamb"



59




64

## 8 "Go Tell Aunt Rhodie"




70

## 9 "Upidee" or "Some Folks Do"



75



80

## 10 "Lightly Row"



86



91




96

## 11 "Jingle Bells"




102




109

## 12 Now Let's learn three new notes.




114



120


13 "O Come All Ye Faithful" or "Adeste Fidelis"



126



133



139

14 "Yankee Doodle"



145

15 the tune called "Hamburg", named after a city in Germany



151



158




16 Here's something new. A curved line between two notes is called a "tie."  
This means that we play the two notes just like one note that gets 8 beats.

164

17 "The Little Brown Jug"



169




174


18 "Old MacDonald Had A Farm"



180




185




190

19 "Coming 'round the mountain"



197



203

20 Three new notes.



212

21 "London Bridge" (where is it now?)



219

22 a tune called "Nicea" named after a town in Europe.



225



232



238

23 "Twinkle Twinkle Little Star" or the "Alphabet Song"



244



250

24 "Gone Are The Days" --a song by Stephen Foster



256



263

25 a tune called "Bread of Life" written in 1877 by William Sherman



270



276



282

26 a tune called "Eventide" written in 1861 by William Monk



289




294



298


27 "Long Long Ago" an English Folk Song witten in 1833 by Thomas Bailey




305



312



319



324



330

28 A new note-- Dotted half--- gets 3 beats. "Way Down Upon the Swanee River" by Steven Foster



338




345



352




357



362

28 "Good Night Ladies"



369



375

29 "Oh Susanna" a song by Steven Foster



381




388



394

30 "Crusaders' Hymn" Silesian Folk Song



400



407

31 the tune "Duke Street" attributed to John Hatton, 1793



414



420





426

32 "Reuben and Rachael" comic duet written in 1871 by William Gooch, with words by Harry Birch



432

33 "Jesus Loves Me" written in 1862 by William Bradbury



438



444



450

34 RESTS A whole rest gets 4 beats and hangs under the next to top line of the staff.  
Count 1 2 3 4 in your mind and have your instrument silent during the rest.




458




466

35 A half rest gets 2 beats. A half rest sits on the middle line of the staff while a whole rest hangs under the next to top line.



472

36 A quarter rest gets 1 beat. You keep your instrument silent during the rest.  
A quarter rest lasts as long as a quarter note lasts.



478

37 When you get to the rest, try saying the "count number" out loud without missing the next note.



482



486

38 Here's a "brain twister." Can you play it perfectly 5 times in a row?  
Can you do it 5 times without saying the numbers out loud?



492

39 Now let's mix up half rests and quarter rests.  
Say the beat numbers out loud during the rests. Talk around the mouthpiece.



497



502

40 When we have a two-beat rest that comes on counts 4 and 1, we write two quarter rests.  $2 \times 1/4 = 1/2$  !



508

41 Now let's see what happens when we mix everything up and  
put rests on different beats in different measures. Remember-- 5 times !

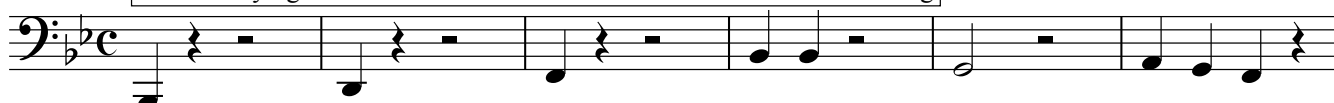


513



518

42 Now let's do all of them.... quarter rests, whole rests, half rests.  
5 times saying the rest numbers out loud and then 5 times without talking



524

43 Now for the expert level. Remember--- right 5 times in a row  
saying the rest numbers out loud and then right 5 times without talking.



529



534

44 If you played #43 correctly 5 times in a row, you should be able to play #44 perfectly the first time.  
See if you can.



540

45 This one has a pattern. Can you find the pattern?  
See where the half rests are in the measure and where the quarter rests are.




545



550

46 When you have finished this one--- 5 times right in a row-- you are a real expert on rests!




554




558

47 Now four new notes and a new kind of time. 3/4 time has three beats in a measure.  
Play this line 3 times every day for 2 weeks.




566


48 "Daisy Bell"




576



585



592



598

49 "Pop Goes The Weasel"




606




614


50 "Sidewalks of New York"




623



632



639




646

51 "Faith of Our Fathers" by James G. Walton, 1864, which was sung at President Franklin Roosevelt's Funeral at the White House




654



662

Chorus





735

56 A tune called "Dennis" arranged by Lowell Mason in 1845, with the words "Blest Be The Tie That Binds"



742



749


56.5 "The Farmer In the Dell" a folk song




757




766 57 "My Bonnie Lies Over the Ocean" Can you find all "pickup notes"? +  
Pickups can "lead you on" to the next part of the song.




774



783



791




799

58 "Oh The Bear Went Over the Mountain" There are two pickups.  
DC means back to the beginning. Fine (fee-nay) means the end.




808

**Fine**

816

**D.C. al Fine**

59 "Away In A Manger"





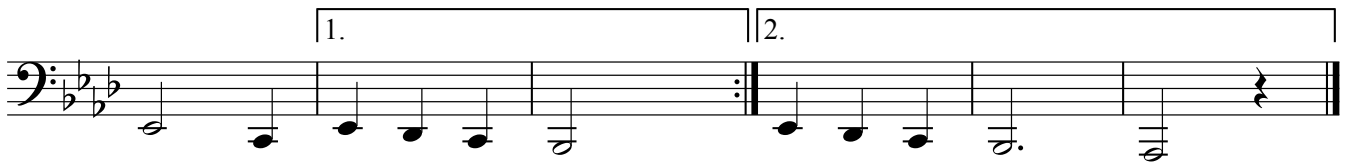


[illegible]

2

65 "O Light of Life" by Herbert Oakley, 1874


65 "O Light of Life" by Herbert Oakley, 1874



The bass line of the song is written on a single staff with a bass clef and a key signature of two flats (B-flat and E-flat). The melody consists of the following notes: a whole note B-flat, followed by a quarter note D-flat, a quarter note C, a quarter note B-flat, and a quarter note A. This sequence is repeated twice.

A musical staff in bass clef with a key signature of two flats (B-flat and E-flat). The melody consists of six measures: 1. Quarter note G2, quarter rest. 2. Quarter note F2, quarter rest. 3. Quarter note E2, quarter rest. 4. Quarter note D2, quarter rest. 5. Quarter note C2, quarter rest. 6. Quarter note B1, quarter rest. The staff ends with a double bar line.

815 [67 "White Coral Bells" traditional song, composer unknown. What other way could this have been written down?



822



829

[68 "Rock-a-bye Baby" first published in "Mother Goose's Melody" in 1765]



837




842



847

[69 "Go In and Out the Windows" traditional game son. Give each pickup note + a slight emphasis so the song "flows."]




851




856

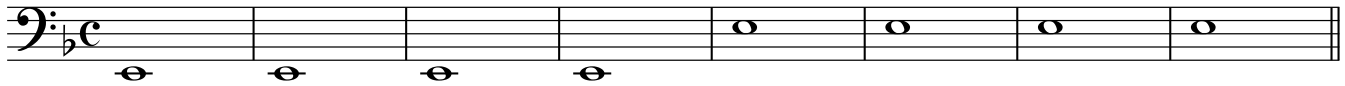
[70 "Row, Row, Row Your Boat" You can divide into groups and play as a round. That's why some notes have marks over them.]




865



872 71 Another new note, another new key, another key signature.



880 72 Another new scale. Now we will be able to play in another key.




884 73 "Three Blind Mice. D.C. means go back to beginning.  
Fine (fee-nay) means "end" so stop there the second time through.

**Fine**



894



903




**D.C. al Fine**

911

74 "Skater's Waltz" written by Emile Waldteufel in 1883. Be sure to use the notes in this new key.



919



928 75 "The Man On The Flying Trapeze" Skip to the Coda at the circle with the plus in it the second time through.



936



944




952

D.C. al Coda




960  $\Phi$  Coda

76 "Lovely Evening" The phrases are 6 measures long.  
You can play as a round. The groups start with the marked notes.



968




973




980 77 "Billy Boy" 19th Century English Folk Song




986



991




996 78 "The Cukoo" English Folk Song It starts with a "short-long" rhythm and then has a "long short" rhythm.



1002



1008 79 Another new note and another scale.



1016 80 Using the new note and a new scale.




1024 81 Using the new note a little faster.



1030 82 "See Saw Margery Daw" A 1700's folk tune from England.




1038




1043



1048 83 "The Mulberry Bush"




1056



1064 84 The scale song.



1072



1080


85 "Chopsticks" a waltz written by Euphemia Allen in 1877



1088



1096



1104




1110



1116

86 Another new note and another new key.



1124

87 Another new scale



1132

88 Practicing the notes in this new scale.




1140

89 a tune called "Franconia" written by J. B. König in 1738



1148



1155

90 a tune called "Maryton" written by English composer H. Percy Smith in 1874



1163



91 a tune called "Belmont" written by Mozart




9



91 a tune called "Olive's Brow" written by William Bradbury in 1853



7



13

## 92 "Duke Street"



20



24



## 93 "Marines' Hymn"



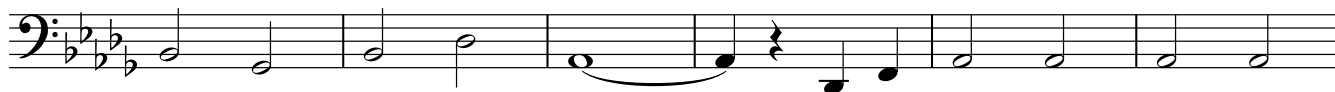
7



14



21



27





33

94 "At Perrot's Door" 2/4 time has only two beats in a measure



44




55

95 "To Paree"



65

96 "Russian Folk Song"



73



81

97 a tune called "Evan" written by William Havergal, 1846



90



98 a tune called "Dundee", composer unknown. Hold the fermata 3 beats so it sounds like the next note comes at the right time.

When a sharp, flat, or natural sign appears in front of a note it is called an "accidental". It applies to the end of that one measure.



11

99 "German Folk Song"



21



31

100 "German Folk Song #2"



42

101 "Moravian Folk Tune"



52



63

102 "Mexican Folk Tune"




71




79

103 Another new note. It is affected by the last flat in the key signature.



87

104 Another new scale. Now you can play in another key!



95

105 "Good King Wenceslas" a story song about the duke of Bohemia who lived from 907 to 935 A.D.



101



106



112

106 "Bobby Shafto" Look for a new note.



118

107 "Polly Put the Kettle On"



124



130




108 "St. Paul's Steeple" English "nonsense" folk song from the 1600's



6



10



14

## 109 "The Bridge of Avignon"



20

Fine

D.C. al Fine



## 110 "Home"




## 111 "Where Are You Going, My Pretty Maid?"




## 112 New note



## 113 New Scale



114 "Integer Vitae" a school song of Harvard University, based on a poem by the Greek poet Horace.




115 "We Thank Thee, Lord" blessing song before meals.




116 "The Merry Widow Waltz" by Johann Strauss



## 117 a tune called "St. Agnes"



## 118 "Tread Softly"



## 119 a tune called "Aletta" by William Bradbury, 1858

